

F1 Subwoofer

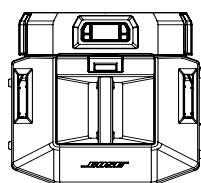
Product Description

With 1,000 watts of power, the Bose F1 Subwoofer packs all the performance of a larger bass box into a more compact design that's easier to carry and fits in a car. A mounting stand for the Bose F1 Model 812 Flexible Array Loudspeaker is integrated right into the body of the subwoofer, so you always know where it is, making setup fast and easy. The stand even includes cable channels to neatly hide the wires, giving your system a clean, professional look. And now getting your unit to the venue is easier, too. The F1 Subwoofer features strategically placed handles for easy transport.

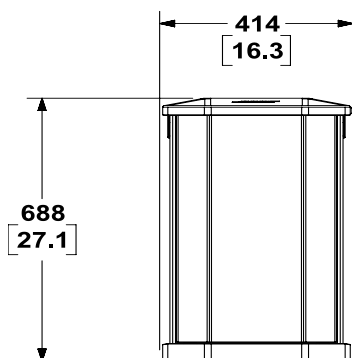
Key Features

- 1,000 watts allow the Bose F1 Subwoofer to pack all the performance of a larger bass box into a more compact design that's lighter and easier to carry than conventional subwoofers
- Two 10" high-excursion drivers built into a compact enclosure that is light and easy to transport
- Polarity switch to adjust polarity of subwoofer. Selections are NORM and REV. Reversing polarity allows for easy correction of low-frequency overlap between the main loudspeaker and subwoofer
- Line output EQ sets the F1 Subwoofer's output to a high-pass filter or full range, which allows for easy crossover selection when used with a main loudspeaker
- F1 Model 812 extension bracket is a unique bracket integrated into the subwoofer. This bracket can be raised and lowered by the end user, allowing the F1 Model 812 loudspeaker to be safely mounted to the subwoofer. The bracket eliminates the need for a conventional pole mount or tripod stand

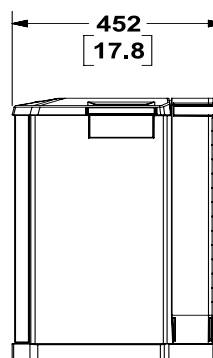
Mechanical Drawings



Top View



Front View



Right View

BOSE



Applications

- Bands of all styles
- Solo musicians
- Mobile DJs
- Houses of worship
- Schools and universities
- Resorts and hospitality venues
- Business presentations

PRELIMINARY TECHNICAL DATA SHEET

F1 Subwoofer



Technical Specifications

System Performance	
System Type	Self powered
Frequency Response (-3 dB)	40 Hz – 250 Hz
Frequency Range (-10 dB)	38 Hz – 250 Hz
Nominal Dispersion	Omni-directional
Maximum SPL @ 1 m	130 dB SPL (peak 6 dB CF)
Crossover Frequency	40 – 100 Hz Butterworth Bandpass, 100 Hz 4th order Butterworth HPF at Line Out
Amplification	
System Power	1000 W
Distortion at Rated Power	0.1 % Max (30 Hz - 15 kHz)
System Limiter	Dynamic limiter
Power Indicator	Blue LED: system on
Transducers	
Driver Complement	2 x 10" high-excursion drivers
Channels	
	Channels 1/2
Signal Indicators	POWER/FAULT, LIMIT, FRONT LED, SIGNAL INPUT
Input Connections	2 XLR - 1/4" Combo
Controls	Volume level, Front LED function select, Power on/off, Polarity select, Line output EQ
Additional Connections	
Line Output	XLR balanced
AC Mains	IEC Connector
Physical	
Enclosure	Wood cabinet with high impact composite end caps
Grille	Powder-coated perforated steel grille
Dimensions	27" H x 16.1" W x 17.6" D (688 x 410.16 x 448.5mm)
Net Weight	55 lbs (24.9 kg)
Power Supply Voltages	
Universal	AC power rating: 100-240 V 50 / 60 Hz +/- 20 %, 200 W max

PRELIMINARY TECHNICAL DATA SHEET

F1 Subwoofer

Control Panel

BOSE

PRELIMINARY TECHNICAL DATA SHEET



1. **FRONT LED** – selector switch that controls LED
 - POWER enables LED to indicate power status
 - LIMIT enables LED to indicate limiting
 - OFF turns off LED
2. **POWER/FAULT** – indicates power/fault status
 - Blue = power on
 - Red = fault condition
3. **LIMIT** – AMBER = system limiting
4. **SIGNAL/CLIP** – displays the input signal status in color
 - Green = signal present
 - Red = signal clipping
5. **VOLUME** – adjusts output volume
6. **LINE OUTPUT EQ**
 - THRU passes input signal to the output with no filtering
 - HPF passes input through a high-pass filter
7. **POLARITY**
 - NORM allows normal operation
 - REV removes low-frequency overlap with the F1 Model 812 loudspeaker
8. **LINE OUTPUT 1/2** – provides a balanced line output signal that can be sent to a powered loudspeaker or additional subwoofer
9. **LINE INPUT 1/2** – combination XLR or 1/4" connector that accepts line level inputs
10. **AC** – input connector
11. **POWER** – on/off switch