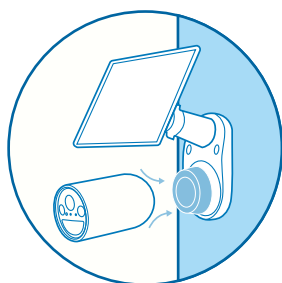


Solar-Powered Security Camera Kit

Tapo C460 KIT



Adjustable
Magnetic Base



4K
Ultra HD
Live View

SONORA
PROFESSIONAL
SERVICES
INTÉGRATION
AUDIOVISUELLE



Continuous Solar Charging

Starlight Color
Night Vision

Free Person/Pet/
Vehicle Detection

10000mAh
Rechargeable Battery

Weatherproof
Certified


works with **amazon alexa**

works with **Google Home**

// Highlight

Wire-Free Monitoring with Flexible Solar Panel Installation

Say goodbye to wiring constraints and frequent battery recharges. Our solar panel kit offers flexibility: install it separately with a 4m extra-long cable or alongside the camera, allowing you to discover optimal spots for seamless monitoring.



// Highlight

Premium Features. Total Control. All in One App.

Secure and control your home anywhere, anytime with the Tapo app. View live footage, speak to visitors, share clips, and easily tailor advanced settings.



Free Person/Pet/Vehicle Detection

Identifies people, pets, and vehicles while only sending you alerts when truly needed.



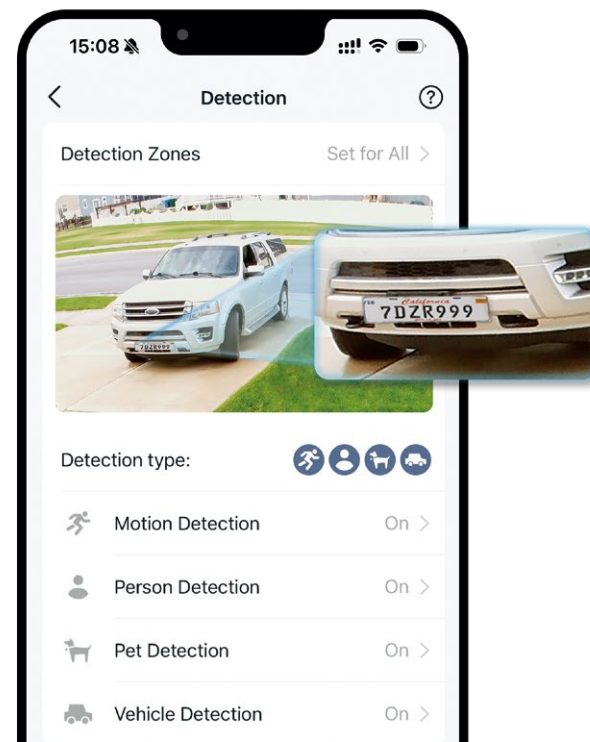
Customizable Activity Zones

Set up customized detection zones to be alerted only in areas where you wish to monitor and block out zones you want hidden.



Anti-Theft Alert & Privacy Lock

Get notified instantly if your camera is tampered with. Secure your microSD card with a password via the Tapo app for enhanced privacy protection.



// Features



4K Crystal-Clear Surveillance

Capture every detail with precision. Tapo C460 KIT features 4K resolution and 18× digital zoom for superior clarity. See more. See clearer. Stay secure.



Starlight Color Night Vision

Enhances your security by revealing brighter, full-color images and vivid details even in low-light conditions with built-in spotlights and the starlight sensor.



High-Efficiency Solar Charging

Just 45 minutes* of direct sunlight daily charges Tapo C460 for all-day use. No sun? No problem—its built-in battery powers the device for up to 200 days.**



Connect Directly to Wi-Fi

Easily connect the camera to your network wirelessly via Wi-Fi for a more flexible installation.



Two-Way Audio

Talk and listen through the device with its integrated microphone and speaker.



Local and Cloud Storage

Store footage on a microSD card (up to 512 GB)[†] with no subscription required, or opt for cloud storage[‡] with a 30-day free trial for added convenience.



IP66 Weatherproof^A

Performs well even in harsh environments with rain and dust, ideal for outdoor scenarios.



Customizable Sound and Light Alarm

Record your voice and set the spotlight brightness to create an alarm that fits your needs.



Adjustable Magnetic Base

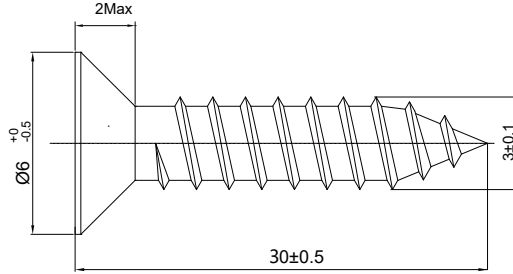
Thanks to a magnetic base, effortlessly place and rotate your camera at any angle, without needing to screw it into the camera bracket.

// Specifications

Camera	Image Sensor	1/2.7" Progressive Scan CMOS Starlight Sensor
	Lens	Focal Length: 3.17mm Aperture: F1.65 Field of View: 134° (Diagonal), 113° (Horizontal), 59° (Vertical)
	Night Vision	4× 850 nm IR LEDs (49 ft / 14.9 m) Starlight Color Night Vision
	Night Mode	IR-Mode/ Full-Color Mode
	Day/Night Switch	IR-Cut Filter with Auto-Switching
	Lighting	2× Built-in Spotlights Motion Activated, App-Controlled
	Interface & Button	1× POWER Button 1× RESET Button 1× microSD Card Slot (Up to 512 GB)
Solar Panel	Connection Capacity	A solar panel can only connect to one camera.
	Output Port	Type-C
Video & Audio	Maximum Resolution	4K 8MP (3840 × 2160 px)
	Frame Rate	15fps
	Video Compression	H.265 / H.264
	Live View	Yes
	Image Enhancement	3DNR WDR

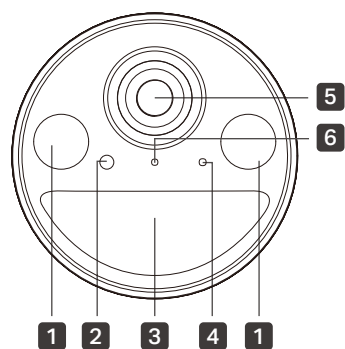
Video & Audio	Audio Input & Output	Built-in Microphone and Speaker
	Audio Communication	Two-Way Audio with Noise Cancellation
	Siren Volume	100dBA (Level measured at 10cm distance) 80dBA (Level measured at 100cm distance)
Storage	Local Storage	microSD Card Slot on Camera (Up to 512 GB) (Purchase Separately)
	Cloud Storage	Tapo Care Cloud Storage Services (Subscription required)
Detection & Notification	Sensor	Single Motion Sensor (FOV: 120° horizontal) Single Ambient Light Sensors
	Detection	Motion Detection Person Detection Pet Detection Vehicle Detection
	Activity Zones	Yes
	Output Notification	System Notification System Notification with Snapshot (Tapo Care Services)
Network	Network Connectivity	Connect via Wi-Fi
	Wireless Connectivity	IEEE 802.11b/g/n, 2.4 GHz Wi-Fi IEEE 802.11a/n, 5 GHz Wi-Fi
	Transmission Rate	11b: 11 Mbps 11g: 54 Mbps 11n: 72.2 Mbps 11a: 54 Mbps
	Protocol	TCP/IP, ICMP, DNS, HTTPS, TCP, UDP

Security	Security	128-bit AES Encryption with SSL/TLS WPA/WPA2-PSK
	Power Source	Built-in Rechargeable Lithium-ion Battery Tapo A201 Solar Panel
Power	Solar Panel Max Charging Voltage	5.2 V
	Solar Panel Max Charging Power	2.5 W
	Camera Adapter Input	100-240 V, 50/60 Hz (Not included)
	Camera Adapter Output	5.0 V, 2.0 A (Not included)
	Power Cord Length	USB Adapter Cable Length: 0.5 m (19.68 in.) Solar Panel Charging Cable Length: 0.25 m (9.84 in.) Solar Panel Extension Charging Cable Length: 3.8 m (149.61 in.)
	Camera Typical Power Consumption	0.983 W
	Camera Maximum Power Consumption	3.797 W
General	Certifications	CE, FCC, DOE, CEC, RCM, KC, NCC, BSMI, NTRA, IP66
	Smart Integration	Google Assistant, Amazon Alexa
	Weather Resistance	IP66 for Tapo C460, IP65 for Tapo A201
	Mounting Options	Ceiling-Mounted Wall-Mounted
	Operating Temperature	-20°C ~ 45°C (-4 °F ~ 113 °F)
	Storage Temperature	-40°C ~ 60°C (-40 °F ~ 140 °F)

General	Operating Humidity	10%~90% RH, Non-condensing
	Storage Humidity	5%~90% RH, Non-condensing
	Charging Temperature	0°C ~ 45°C (32 °F ~ 113 °F)
	Dimensions	Camera Dimensions: D64.8 x 114.6 mm (D2.55 x 4.51 in.) Solar Panel Dimensions: 173.4 x 120.4 x 15.7 mm (6.83 x 4.74 x 0.618 in.)
	Weight	Camera: 11.53 oz / 327 g Solar Panel: 5.08 oz / 144 g
	Screw Size	 <p>Unit: mm</p>
	Package Contents	Tapo Camera × 1 Solar Panel × 1 Magnetic Base × 1 Solar Panel Bracket × 1 Base Cover × 1 USB Adapter Cable x1 Extension Wire x1 Mounting Templates × 2 Mounting Screws × 6 Mounting Anchors × 6 Waterproof Seals × 2 Screw Caps × 2 Cable Zip Tie × 1 Quick Start Guide

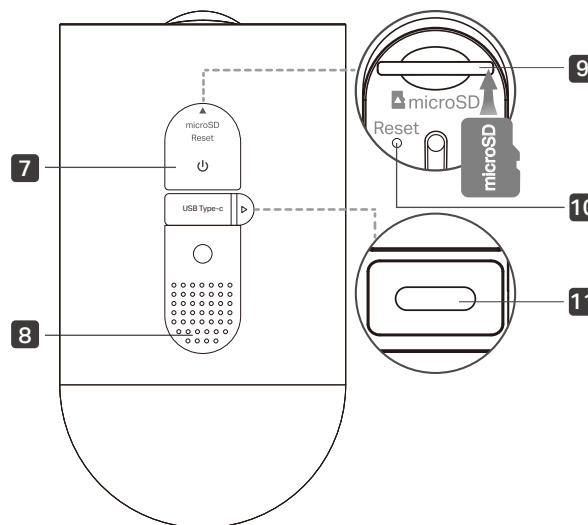
// Appearance


Front



- 1** Spotlights
- 2** Light Sensor
- 3** Motion Sensor
- 4** Microphone
- 5** Lens
- 6** Status LED

Side



- 7** **Power Button** 
Press and hold for about 3 seconds to turn on/off the camera.
- 8** **Speaker**
- 9** **microSD Card Slot**
Open the cover. Insert a microSD card* and initialize it on the Tapo app for local recording.
*microSD card not included.
- 10** **Reset Button**
Press and hold for **5s**: Reset Wi-Fi while keep other settings.
Press and hold for **10s**: Reset to factory settings.
- 11** **USB Type-C Charging Port**
Open the cover for USB charging.



*microSD card purchased separately. Actual storage capacity depends on the size of the microSD card used.

*Subscribe for cloud storage at <https://www.tapo.com/tapocare/>

*IP66 weatherproof only applies for Tapo C460 camera.

*45 minutes of sunlight is based on standard environmental conditions (1000W/m², 25°C, AM1.5) and specified usage scenarios (up to 100 events triggered per day). Actual required sunlight time may vary.

**200-day battery life is based on Tapo laboratory tests with 240s of use per day. Increased usage of 400s per day reduces battery life to 180 days. The time of use includes recording and watching live views. Actual battery life may vary due to device settings, usage, router specifications, and environmental factors.

***Actual charging power may vary based on installation location, weather conditions, temperature, and other environmental factors.

****The suitable temperature for the solar panel is -20°C~45°C. The battery charging temperature range should be maintained between 0°C~45°C.

Specifications are subject to change without notice. All brands and product names are trademarks or registered trademarks of their respective holders.

©2025 TP-Link